

DOMAIN PERFORMANCE PERCENTAGE SCHOOL TO DISTRICT COMPARISON

SPRING 2026

ENGLISH LANGUAGE ARTS

GRADE 5

The graphs below display the domain performance percentages of the grade 5 students in the school compared to the district. Average scale scores for each ISASP subject test is also provided for reference. The Domains and Average Scale Score Number of Students count may be different for ELA-Reading if domain results are unavailable for some students.


Percentage by Domain Performance

ELA-READING Domains

Number of Students = 30

Average ELA-READING Scale Score

Key Ideas and Details




School 2026

School: 466.3 Number of Students = 35

District 2026

District: 458.7 Number of Students = 999,999


Craft and Structure



School 2026

District 2026

Integration of Knowledge and Ideas



School 2026

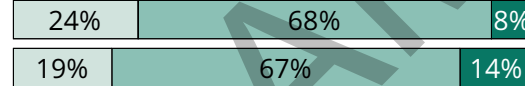
District 2026

ELA-LANGUAGE/WRITING Domains

Number of Students = 35

Average ELA-LANGUAGE/WRITING Scale Score

Research to Build and Present Knowledge




School 2026

School: 464.3 Number of Students = 35

District 2026

District: 452.0 Number of Students = 999,999

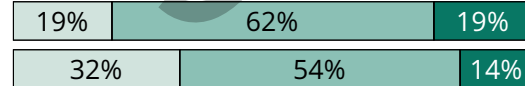
Production and Distribution of Writing



School 2026

District 2026

Text Types and Purposes




School 2026

District 2026

Conventions of Standard English /


Knowledge of Language



School 2026

District 2026

Vocabulary Acquisition and Use



School 2026

District 2026

Percentages may not add to 100 due to rounding.

Domain Performance: Low Middle High

DOMAIN PERFORMANCE PERCENTAGE SCHOOL TO DISTRICT COMPARISON

SPRING 2026

MATHEMATICS AND SCIENCE

GRADE 5

The graphs below display the domain performance percentages of the grade 5 students in the school compared to the district. Average scale scores for each ISASP subject test is also provided for reference. The Domains and Average Scale Score Number of Students count may be different for Mathematics and Science if domain results are unavailable for some students.

Percentage by Domain Performance

MATHEMATICS Domains

Number of Students = 9

Average MATHEMATICS Scale Score

Domain	School 2026	District 2026
Operations and Algebraic Thinking	Data suppressed for fewer than 10 students	19% 67% 14%
Number and Operations in Base Ten	Data suppressed for fewer than 10 students	24% 62% 14%
Number and Operations - Fractions	Data suppressed for fewer than 10 students	32% 54% 14%
Measurement and Data	Data suppressed for fewer than 10 students	19% 67% 14%
Geometry	Data suppressed for fewer than 10 students	24% 57% 19%

School: * Number of Students = 9
District: 450.7 Number of Students = 99,999
* Data suppressed for fewer than 10 students

SCIENCE Domains

Number of Students = 9

Average SCIENCE Scale Score

Domain	School 2026	District 2026
Life Science	Data suppressed for fewer than 10 students	32% 60% 8%
Physical Science	Data suppressed for fewer than 10 students	32% 54% 14%
Earth and Space Sciences	Data suppressed for fewer than 10 students	19% 62% 19%

School: 467.8 Number of Students = 10
District: 460.2 Number of Students = 99,999

Percentages may not add to 100 due to rounding.

Domain Performance: Low Middle High